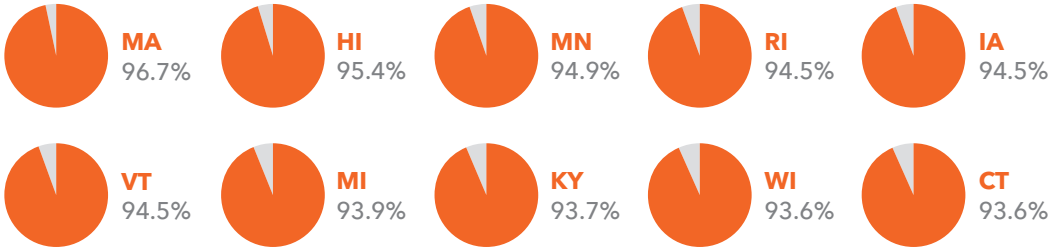
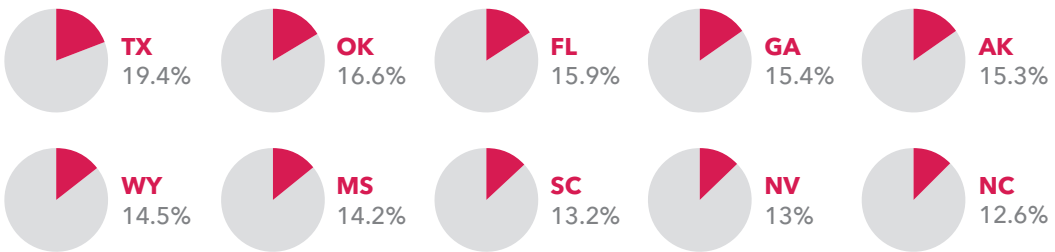


Table 9.13 | Adult Health Insurance Coverage, 2017

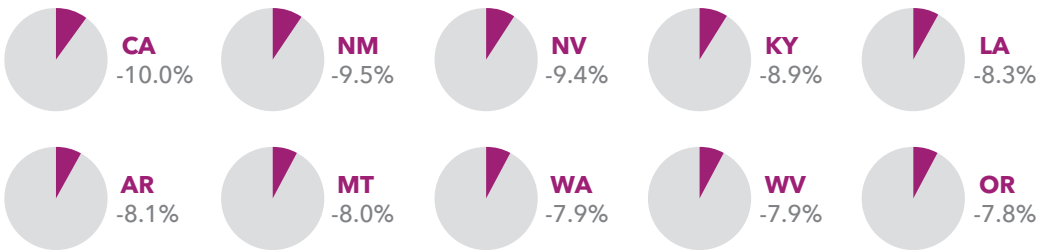
Highest Rates of Insured Adults, 18-64



Highest Rates of Uninsured Adults, 18-64



Highest Percent Change from 2013-2017



In the 14 states that had not expanded Medicaid as of January 2019, **2.5 MILLION POOR ADULTS FALL INTO A "COVERAGE GAP."**

These adults have incomes above Medicaid eligibility limits in their state but below the lower limit for marketplace premium tax credits, which begin at 100% of poverty. In non-expansion states, the median income eligibility level for parents is 43% of poverty and 0% for childless adults. **People in the coverage gap are concentrated in Southern states, with the largest number of people in the coverage gap in Texas (759,000 people, or 31%) followed by Florida (445,000, or 18%), Georgia (267,000, or 11%), and North Carolina (215,000, or 9%).**