

Table 2.3 | State Intergovernmental Expenditures

Total State Intergovernmental Expenditures *(in thousands of dollars)*

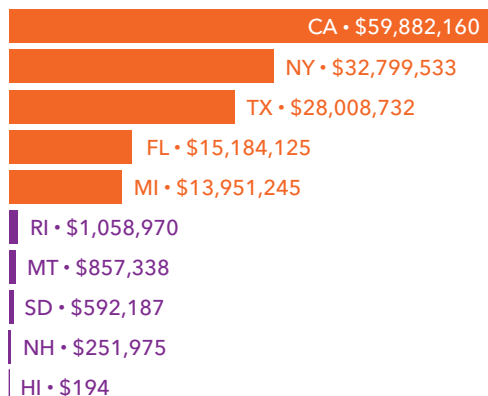
HIGHEST

LOWEST




Highest and Lowest Spending by Category *(in thousands of dollars)*

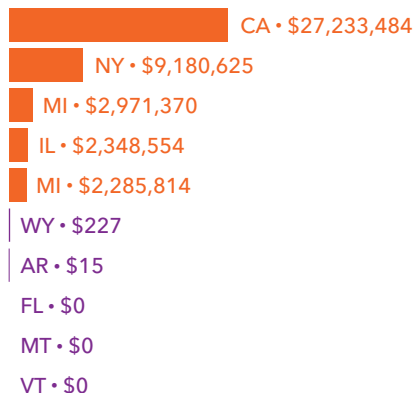
EDUCATION



HIGHWAYS



PUBLIC WELFARE



HEALTH

